

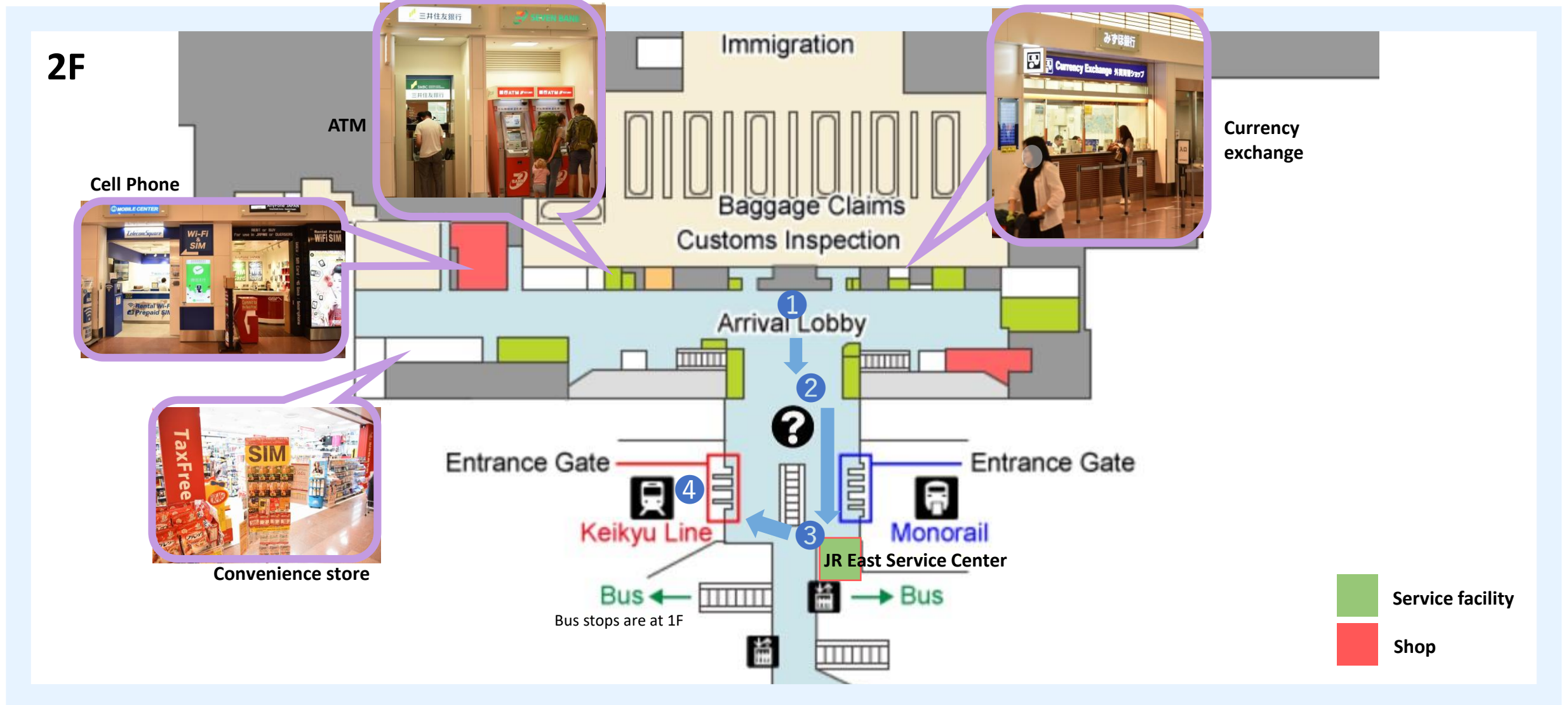


Haneda


Haneda Airport International Terminal connects directly to the underground Haneda Airport International Terminal Station on the Keikyu Line. As a matter of convenience for you to purchase your train ticket, we recommend you to stop JR East Ticket Service Counter, where the assistants will help you with getting JR ticket in English, and to purchase the ticket for whole JR route. You have to get Keikyu route separately.

To
Joetsu-
Myoko

羽田 空港国際ターミナル・京急線へのアクセス Access to Keikyu Line at International Terminal, Haneda Airport



1 Arrival Lobby



2 Airport Information Desk



3 JR East Service Counter



Purchase JR ticket here

The service counter is located just by Tokyo Monorail entrance gate. The staff provides information in English and assists with JR EAST's extensive transportation network serving the Tokyo area including the Shinkansen bullet trains and express trains.

Purchase Keikyu ticket here



Keikyu Line entrance gate and platform



Access to Keikyu Railway Entrance: <http://www.haneda-airport.jp/inter/access/train.html>





Yamanote/Keihin-tohoku Line arrives at 3 or 4 Platform. Go to Shinkansen Entrance as following the sign. It should be 14 through 23 Platform.

Tokyo, JR

Transfer to
Hokuriku
Shinkansen
platform
10 min. to walk



Hokuriku Shinkansen entrance gate

If you couldn't have enough time to purchase Shinkansen ticket at airport,



You are able to purchase Shinkansen tickets at any Shinkansen stations, such as Shinagawa, Tokyo, or Ueno. Ticket machines for Shinkansen are available for getting tickets. Also, you may ask the tickets in person at any Midori no Madoguchi, JR Ticket Service Counter.

Tokyo, JR Hokuriku Shinkansen



Joetsu-Myoko, JR Hokuriku Shinkansen



Outside of Joetsu-Myoko Station East Exit




How to purchase a Keikyu ticket



1 Select available language and purchase **Ticket**.



2 Select and touch the amount up to the destination on the display.



Select Change at Shinagawa JR Line for JR Tokyo.

Select **Search by station name** if you cannot find the fare for Tokyo.

Select **Search by station name** if you cannot find the fare for Tokyo.

3 If you need a receipt, touch here!



4 Put a bill or coins into the slots.



5 Here it is. Get your ticket. Don't forget the change.



It is a sample ticket of Keikyu. It is **470yen** for JR Tokyo by way of Keikyu Shinagawa (Dec.2019).



Keikyu Line shows ticket fare for each destination on a map and a list near ticket machines in both Japanese and English.

