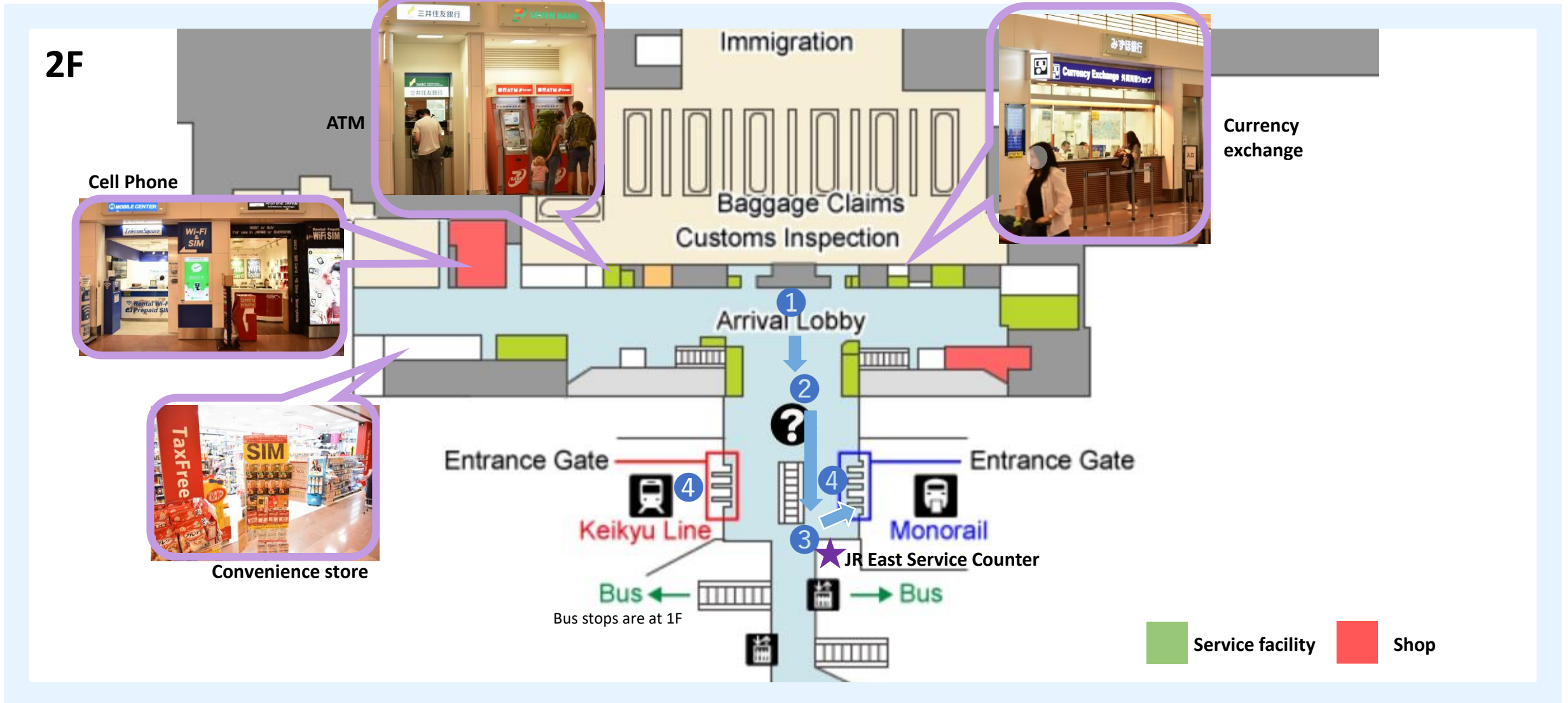


Haneda Airport International Terminal connects directly to the 3rd-floor Haneda Airport International Terminal Station of Tokyo Monorail Line. As a matter of convenience for you to purchase your train ticket, we recommend you to stop JR East Ticket Service Counter, where the assistants will help you with getting JR ticket in English, and to purchase the ticket for whole route to Nasu-Shiobara.

To
Nasu-
Shiobara


羽田 国際ターミナル・東京モノレールへのアクセス Access to Tokyo Monorail at International Terminal, Haneda Airport



1 Arrival Lobby



2 Airport Information Desk



3 JR East Service Counter



★ Purchase your ticket here

The service counter is located just by Tokyo Monorail entrance gate. The staff provides information in English and assists with JR EAST's extensive transportation network serving the Tokyo area including the Shinkansen bullet trains and express trains.

4 Monorail entrance gate



Platform of Tokyo Monorail

Tokyo Monorail
International Terminal, Haneda Airport



Hamamatsucho, Monorail



Transfer

15 min. to access to
JR



If you have Monorail ticket only, you
have to get JR ticket for Tokyo here
before entering JR gate.

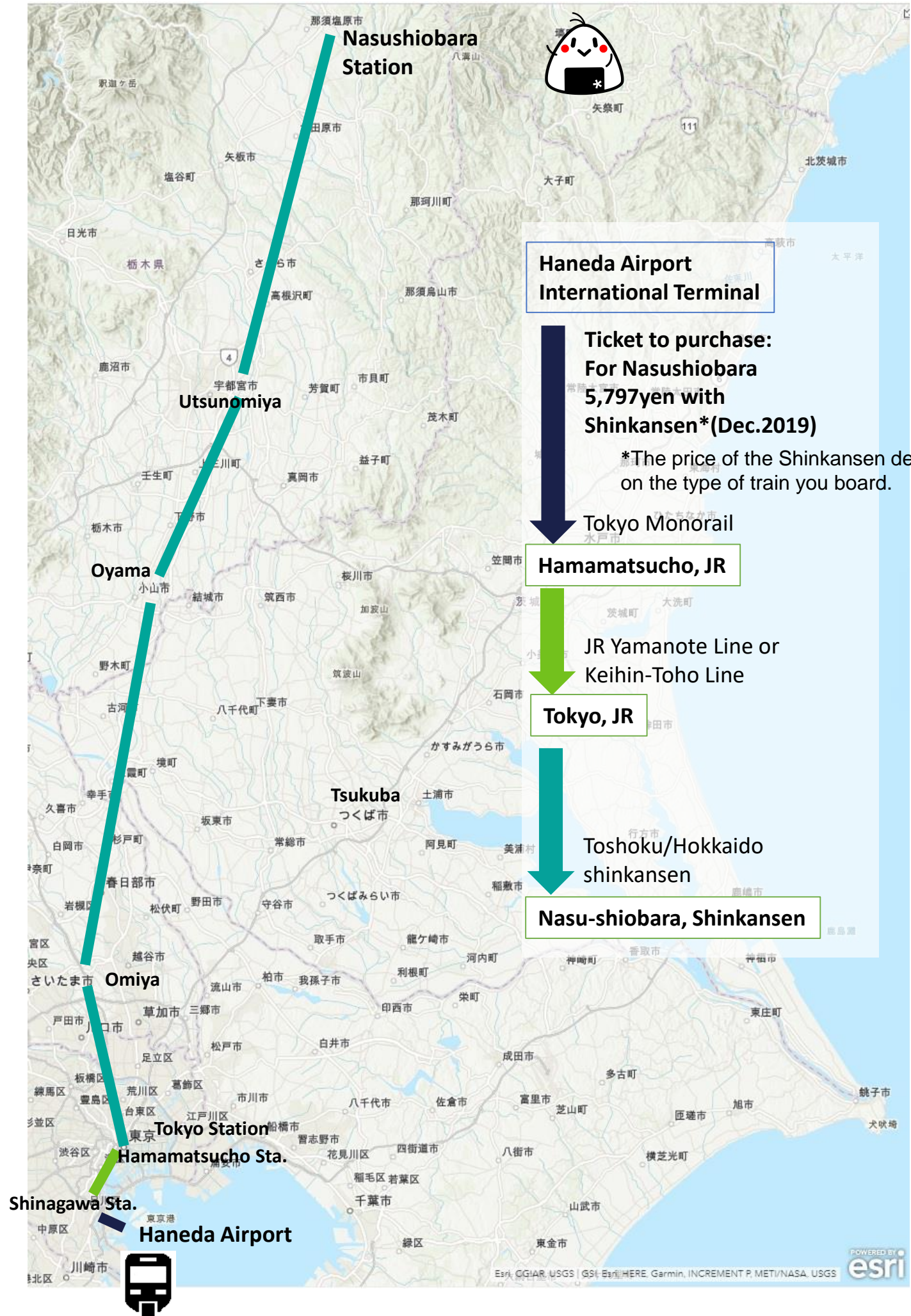


Hamamatsucho JR



The trains come at Platform 1 or 2, JR
Hamamatsucho Station, for Tokyo.

Tokyo, JR



Haneda Airport
International Terminal

Ticket to purchase:
For Nasushiobara
5,797yen with
Shinkansen*(Dec.2019)

*The price of the Shinkansen depends on
the type of train you board.

Tokyo Monorail

Hamamatsucho, JR

JR Yamanote Line or
Keihin-Toho Line

Tokyo, JR

Toshoku/Hokkaido
shinkansen

Nasu-shiobara, Shinkansen

Yamanote/Keihin-Tohoku Line arrives at 3 or 4 Platform. Go to Shinkansen Entrance as following the sign. It should be 14 through 23 Platform.

Tokyo, JR

Transfer to
Hokkaido/
Tohoku
Shinkansen
platform

10 min. to walk



If you couldn't have enough time to purchase Shinkansen ticket at airport,



You are able to purchase Shinkansen tickets at any Shinkansen stations, such as Shinagawa, Tokyo, or Ueno. Ticket machines for Shinkansen are available for getting tickets. Also, you may ask the tickets in person at any Midori no Madoguchi, JR Ticket Service Counter.

Tohoku/Hokkaido Shinkansen entrance gate

Tokyo, JR Tohoku/Hokkaido Shinkansen



Nasushiobara, Tohoku/Hokkaido Shinkansen

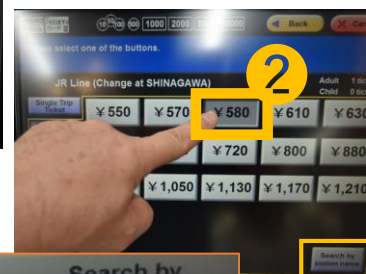


Outside of Nasushiobara Station East Exit

How to purchase a Keikyu ticket



Select **Change at Shinagawa JR Line** for your final destination such as Tokyo.



Select **Search by station name** when need to know how much the fare is for.



3 If you need a receipt, touch here!

4 Put a bill or coins into the slots.

5 Here it is. Get your ticket. Don't forget the change.

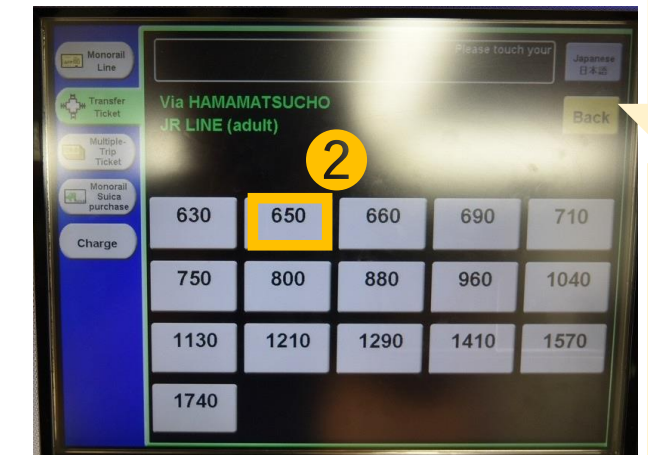
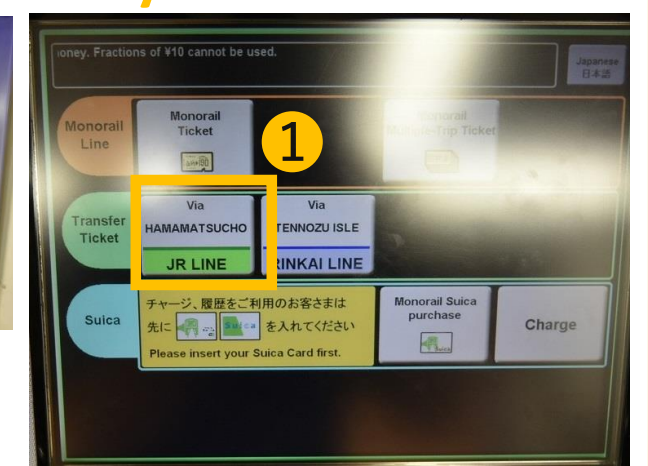
It is a sample ticket of Keikyu. It is **470yen** for JR Tokyo by way of Keikyu Shinagawa (Dec. 2019).



You are not able to purchase Shinakansen ticket at Keikyu Information but only for Tokyo local destinations.



How to purchase a Tokyo Monorail ticket



It is a sample of Monorail ticket. It costs **650 yen** for JR Tokyo by way of Hamamatsucho Station (Dec. 2019).



If you are going to use Tokyo Monorail, get your ticket at JR East Ticket Counter by Tokyo Monorail entrance.