

# 羽田 空港国際ターミナル・京急線へのアクセス

Access to **Keikyu Line**  
at International Terminal,

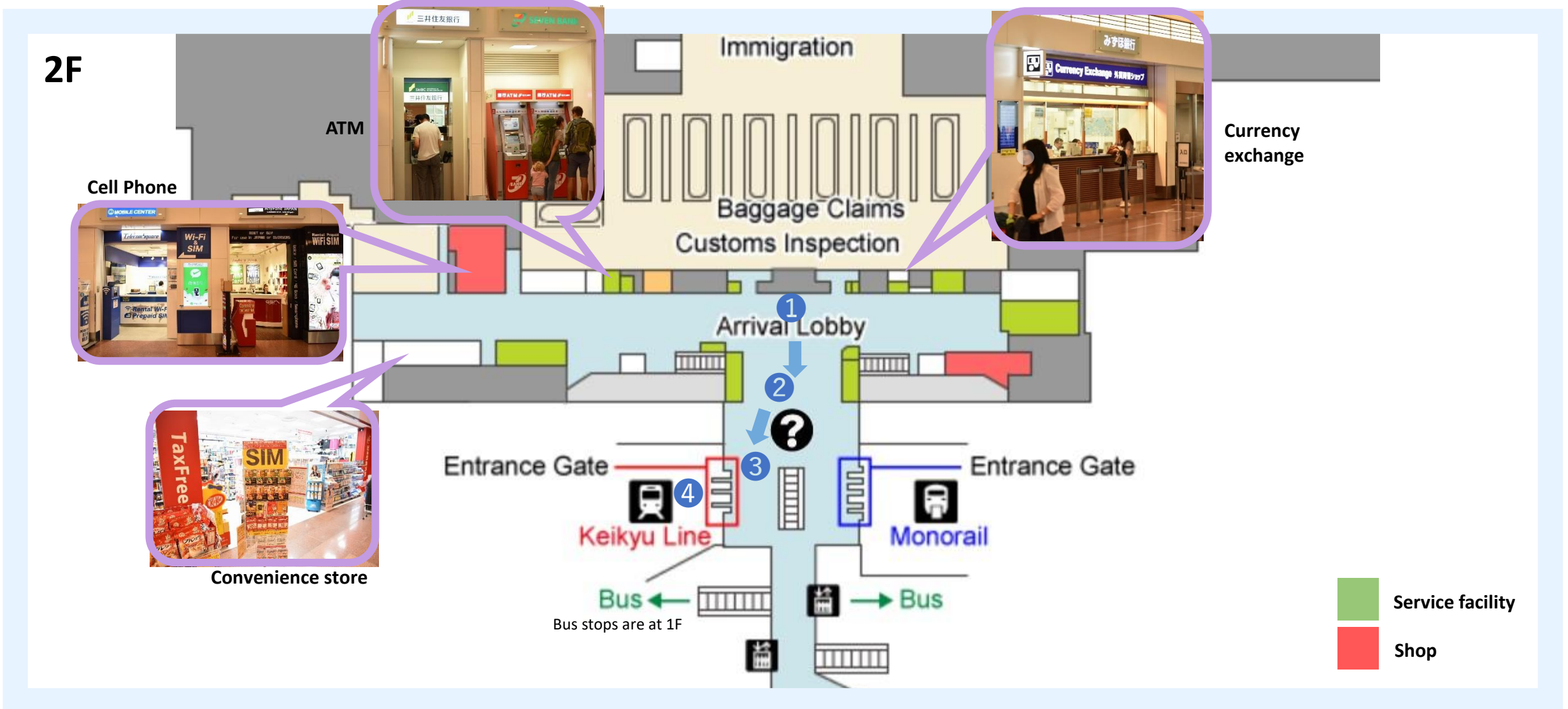
**Haneda Airport**

To TX  
**Tsukuba Station**



Haneda

1. Haneda Airport has two rail services, Keikyu Line and Tokyo Monorail. Each entrance is located at Arrival Lobby floor, facing each other.
2. For Keikyu Line service, you need to purchase JR Transfer ticket for JR Akihabara, by way of JR Shinagawa Station. It costs 470yen one way (Dec. 2019).
3. You can purchase the JR Transfer ticket at Keikyu Information Desk or ticket machine by the Desk.
4. It takes about 40 mins. from Haneda to JR Akihabara.
5. At JR Akihabara Station, you need to transfer to Tsukuba Express. The station and entrance is located outside of JR Akihabara Station (See P.3).



## 1 Arrival Lobby



## 2 Airport Information Desk



## 3 Keikyu Information & Entrance

You can purchase JR Transfer ticket for JR Akihabara at this machine (See P.4).



## 4 Platform of Keikyu Railway



Access to Keikyu Railway Entrance: <http://www.haneda-airport.jp/inter/access/train.html>



Haneda

# 京急線・羽田空港国際ターミナル駅からTxつくば駅へのアクセス

To  
Tsukuba  
Center

Access to **TX Tsukuba** from **Kikyu Haneda Airport** International Terminal Station

JR品川駅・秋葉原駅経由 by way of JR Shinagawa & Akihabara Station


Keikyu Line  
International Terminal, Haneda Airport



Shinagawa, Keikyu Exit



Transfer 5 min. to access to JR



If you have only Keikyu ticket for Shinagawa, you have to buy JR ticket for Tokyo here.

Shinagawa, JR




Akihabara, JR



Make sure if the train goes forward Tokyo/Ueno.



Akihabara, JR



To transfer to TX Line, you leave JR Akihabara Station at first. Follow the sign for TX and try to leave JR through Central Gate.

Transfer

8 min. to walk



You will go down to B1F and find TX station entrance shortly. Purchase the ticket for Tsukuba.



Purchase the ticket for Tsukuba.

Entrance

Akihabara, Tsukuba Express



The platform of TX



Tsukuba, TX



Exit A3 leads you to Tsukuba Center and bus terminal.



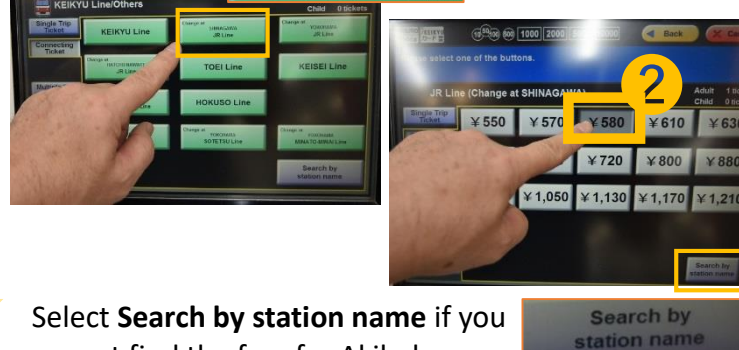
## How to purchase a Keikyu ticket



1 Select available language and purchase Ticket.



Select Change at Shinagawa JR Line for JR Akihabara.



2 Select and touch the amount up to the destination on the display.



Select Search by station name if you cannot find the fare for Akihabara.



3 If you need a receipt, touch here!



4 Put a bill or coins into the slots.

5 Here it is. Get your ticket. Don't forget the change.

It is a sample ticket of Keikyu. It costs 470yen for JR Akihabara by way of Keikyu Shinagawa (Dec.2019)

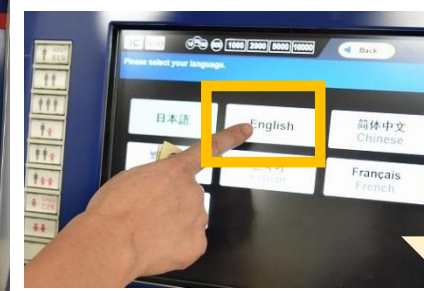
5



Keikyu Line shows ticket fare for each destination on a map and a list near ticket machines in both Japanese and English. It, however doesn't necessary to show JR Transfer fare for every station.



## How to purchase a TX ticket



It is a sample ticket of TX. It costs 1,210yen from TX Akihabara to Tsukuba (Dec.2019).

5



Tsukuba Express Line shows ticket fare for each destination on a map and a list near ticket machines in both Japanese and English.

TX つくばエクスプレス TSUKUBA EXPRESS		きっぷ運賃表 Fare Table		上段 おとな運賃 Fares for Adult	下段 こども運賃 Fares for Child	01 駅番号 Station Number	PASMO・Suica 改札機をご利用 当駅発のICカード												
01 Akihabara	02 Shin-Okachimachi	03 Asakusa	04 Minami-Senju	05 Kita-Senju	06 Aoi	07 Rokucho	08 Yashio	09 Misato-chuo	10 Minami-Nagareyama	11 Nagareyama-centralpark	12 Nagareyama-okanomori	13 Kashiwanoha-campus	14 Kashiwa-Tanaka	15 Moriya	16 Miraibaira	17 Midorino	18 Bampaku-kinenken	19 Kenkyo-gakuen	20 Tsukuba
当駅 秋葉原	170 90 新御徒町	210 110 浅草	250 130 南千住	290 150 北千住	330 170 青井	370 190 六町	470 240 八潮	520 260 三郷中央	570 290 南流山	620 310 流山セントラルパーク	620 310 流山おおたかの森	670 340 柏の葉キャンパス	720 360 柏たなか	830 420 守谷	930 470 みらい平	1,030 520 みどりの	1,080 540 万博記念公園	1,140 570 研究学園	1,190 600 つくば
関東鉄道 常総線 Kanto Railway Joze Line																			