

成田空港 JR線へ



1. Narita Airport Station is an underground train station located beneath Terminal 1 of Narita International Airport. Airport Terminal 2 Station is also an underground railway station located beneath Terminal. The station serves both Terminal 2 and the nearby Terminal 3.
2. These stations are shared between East Japan Railway (JR) and the private railway operator Keisei Electric Railway. As a matter of convenience for you to avoid several transfers, this information mainly introduces the way of access by JR line.
3. We recommend you to purchase your whole ticket for Morioka at JR East Ticket Service Center where the assistant helps you with getting JR ticket in English.

To JR
Joetsu-
Myoko

ターミナル1

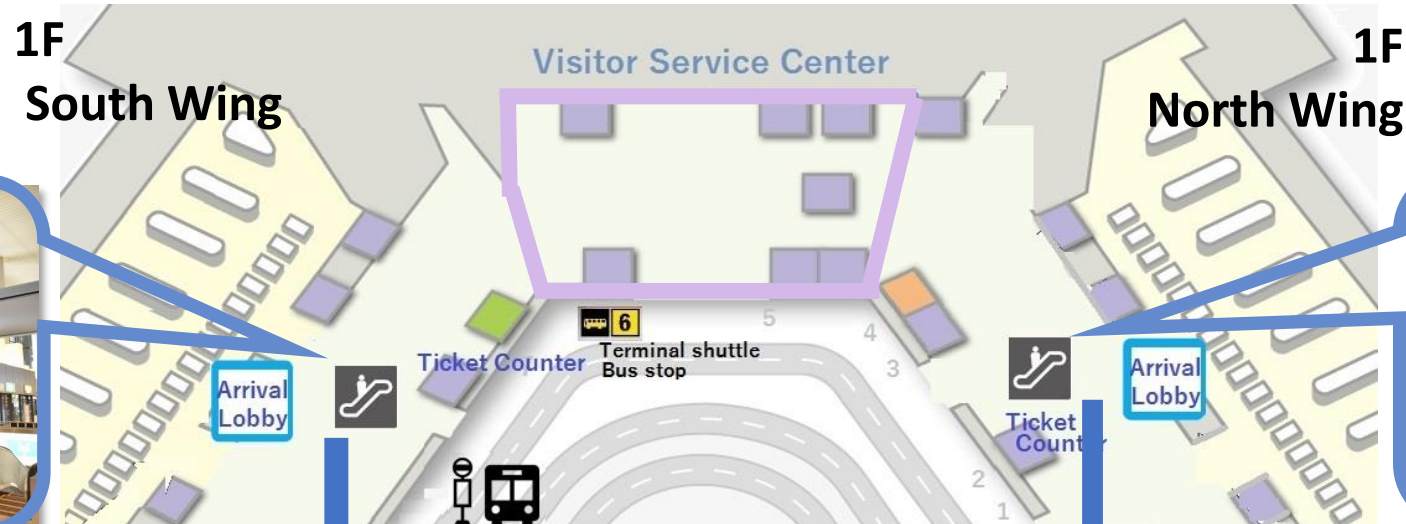
Terminal 1



You will find ATM machines, prepaid SIMs, and cell phone rental shops at Visitor Service Center between North Wing and South Wing.

1F
South Wing

1F
North Wing



B1F

B1F

Narita Airport Station (Narita Kūkō eki) is an underground train station located beneath Terminal 1. The station is shared between JR and Keisei Railway. In this information, we recommend to use JR due to less transfer.

1 JR East Service Center



Purchase your ticket here

JR EAST Travel Service Center is to assist non-Japanese tourists with all their travel needs. The English-speaking staff provides information about tickets and accommodations for travelers. They provide assistance with JR EAST's extensive transportation network serving the Tokyo area including the Shinkansen (bullet trains) and express trains.

To Domestic Departure (1F)
To Domestic Arrival (3F)

Shop

Service facility



★ This ticket machine counter is for Tokyo by Narita Express and Shinkansen. You may try to use it to get your Shinkansen ticket here as well.

2 To JR platform



The platform is downstairs



3 At the platform of JR.

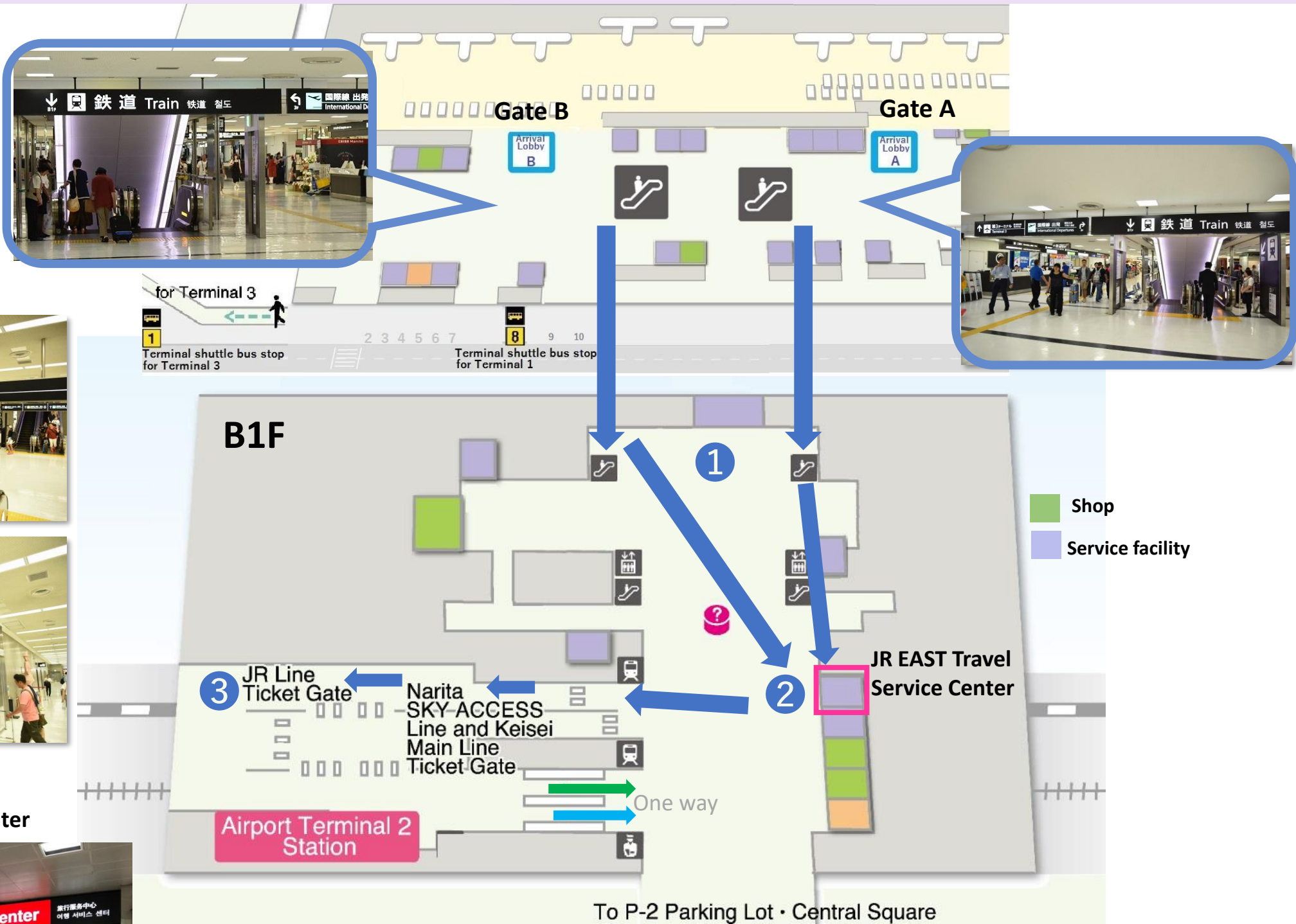


ターミナル 2

Terminal 2



You will find ATM machines, prepaid SIMs, and cell phone rental shops between Arrival Lobby A and B.



1 Access to Railway




2 JR EAST Service Center



Purchase your ticket here

JR EAST Travel Service Center is to assist non-Japanese tourists with all their travel needs. The English-speaking staff provides information about tickets and accommodations for travelers. They provide assistance with JR EAST's extensive transportation network serving the Tokyo area including the Shinkansen (bullet trains) and express trains.

3 JR Line ticket gate



The platform is downstairs



At the platform of JR.



Airport Terminal 2 Station (Kūkō-daini-biru eki) is an underground railway station located beneath Terminal 2. The station serves both Terminal 2 and the nearby Terminal 3. The station is shared between JR and Keisei Railway. In this information, we recommend to use JR due to less transfer.

ターミナル 3

Terminal 3
No train station at Terminal 3

1 Going out of Terminal 3



2 Follow on red line



3 Exit



4 Go straight to escalator




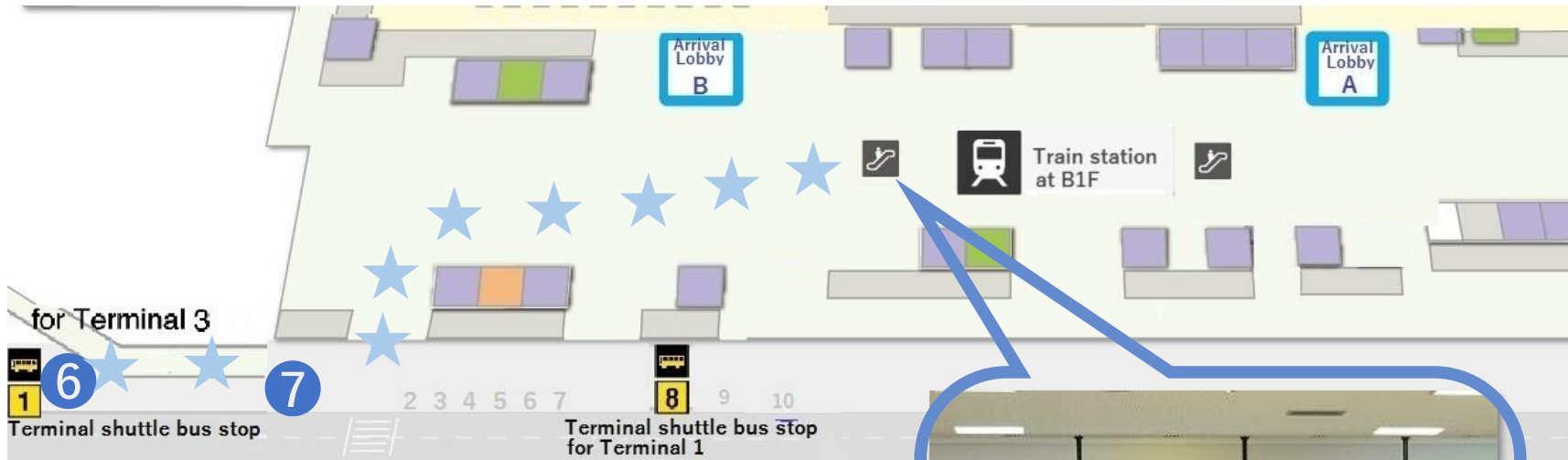
2F

1F

Ride on terminal shuttle bus
to Terminal 2



5



6



7



4



Narita Airport/Narita Terminal 2



Reserved seat tickets can be purchased at JR Ticket Offices (Midori-no-madoguchi) and at **Travel Service Centers** (View Plaza). You can use your credit card at JR East Ticket Offices and Travel Service Centers.

Tokyo, JR

Transfer to
Hokuriku
Shinkansen
platform

5 min. to walk



Tokyo, JR Hokuriku Shinkansen

Hokuriku Shinkansen entrance gate

If you couldn't have enough time to purchase Shinkansen ticket at airport,



You are able to purchase Shinkansen tickets at any Shinkansen stations, such as Shinagawa, Tokyo, or Ueno. Ticket machines for Shinkansen are available for getting tickets. Also, you may ask the tickets in person at any Midori no Madoguchi, JR Ticket Service Counter.

Tokyo, JR Hokuriku Shinkansen



Joetsu-Myoko, JR Hokuriku Shinkansen



Outside of Joetsu-Myoko Station East Exit

