

# 成田空港 JR線へ



1. Narita Airport Station is an underground train station located beneath Terminal 1 of Narita International Airport. Airport Terminal 2 Station is also an underground railway station located beneath Terminal. The station serves both Terminal 2 and the nearby Terminal 3.
2. These stations are shared between East Japan Railway (JR) and the private railway operator Keisei Electric Railway. *As a matter of convenience for you to avoid several transfers, this information mainly introduces the way of access by JR line.*
3. Rail ticket can be purchased at ticket machine, generally located near the station entrances (B1F in Terminals 1 and 2), or stop by JR East Ticket Service Center where the assistants will help you with getting JR ticket in English.

To JR Line at **Narita** Airport

To TX  
**Tsukuba**  
Station

## ターミナル1

## Terminal 1



You will find ATM machines, prepaid SIMs, and cell phone rental shops at Visitor Service Center between North Wing and South Wing.

1F  
South Wing

1F  
North Wing



Narita Airport Station (Narita Kūkō eki) is an underground train station located beneath Terminal 1. The station is shared between JR and Keisei Railway. In this information, we recommend to use JR due to less transfer.

B1F

B1F

### 1 JR East Ticket Service Center



#### Purchase your ticket here

The service counter is located just by Tokyo Monorail entrance gate. The staff provides information in English and assists with JR EAST's extensive transportation network serving the Tokyo area express trains.

### 2 JR ticket machines

You can buy your ticket here as well as JR East Ticket Service Counter.



### 3 To JR platform



The platform is downstairs

At the platform of JR.

See Page ● for route samples



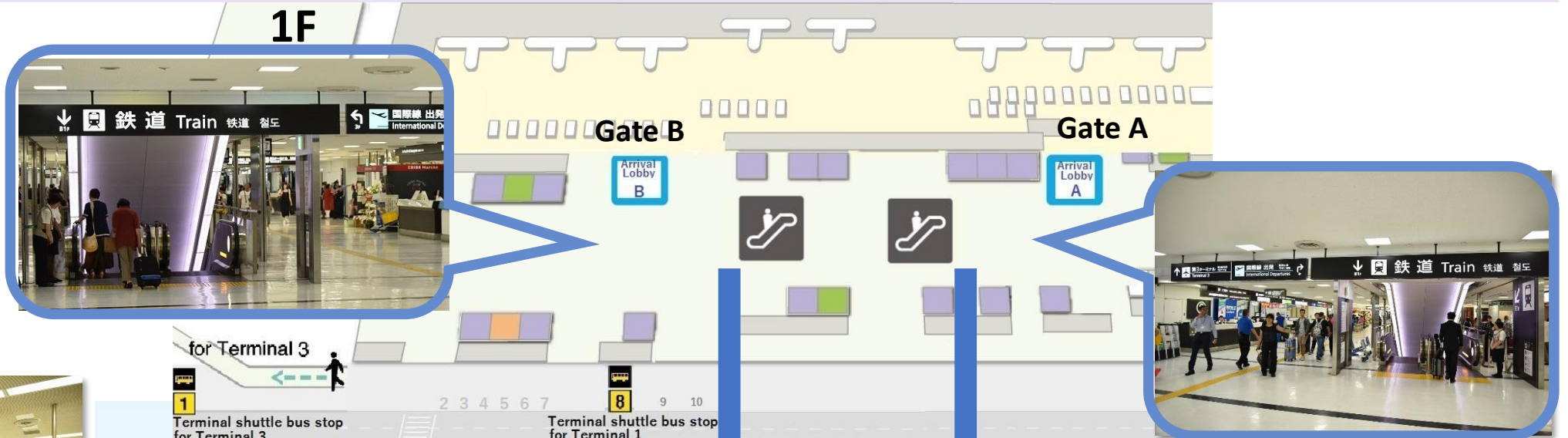
## ターミナル 2

## Terminal 2



You will find ATM machines, prepaid SIMs, and cell phone rental shops between Arrival Lobby A and B.

1F



### 1 Access to Railway



### 2 JR East Ticket Service Counter



#### Purchase your ticket here

The service counter is located just by Tokyo Monorail entrance gate. The staff provides information in English and assists with JR EAST's extensive transportation network serving the Tokyo area express trains.

### 3 JR ticket machines

You can buy your ticket here as well as JR East Ticket Service Counter.



### 4 JR Line ticket gate



At the platform of JR.

The platform is downstairs




Airport Terminal 2 Station (Kūkō-daini-biru eki) is an underground railway station located beneath Terminal 2. The station serves both Terminal 2 and the nearby Terminal 3. The station is shared between JR and Keisei Railway. In this information, we recommend to use JR due to less transfer.



ターミナル 3

Terminal 3  
No train station at Terminal 3

1 Going out of Terminal 3



2 Follow on red line



3 Exit



4 Go straight to escalator



Walk to  
Terminal 2

2F

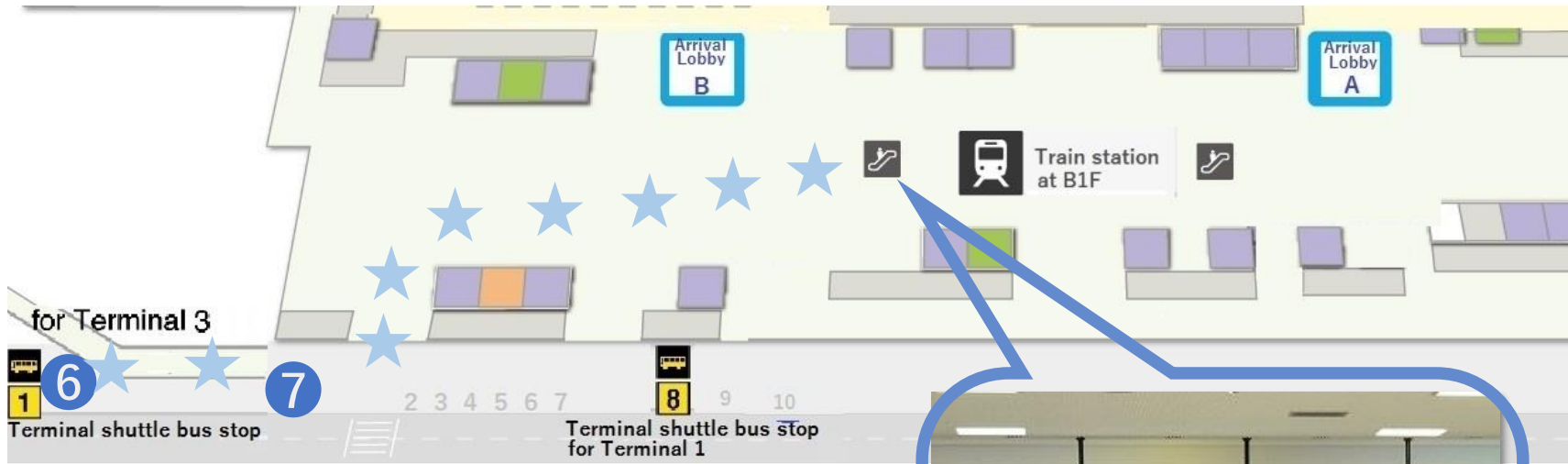
1F

Ride on terminal shuttle bus  
to Terminal 2



5

5 for Terminal 3  
Terminal shuttle bus stop



6



7



4





Narita

成田国際空港JR線でのJR牛久駅へのアクセス（JR我孫子駅経由）

Access to **JR Ushiku** Station, by way of JR Abiko, from Narita Airport by JR Line

To JR  
**Ushiku**  
Station

### JR Route

Narita Airport  
Narita Terminal 2

Ticket to purchase:  
For JR Ushiku  
1,170yen (Dec., 2019)

JR Narita Line

Narita, JR

Transfer a train for Abiko

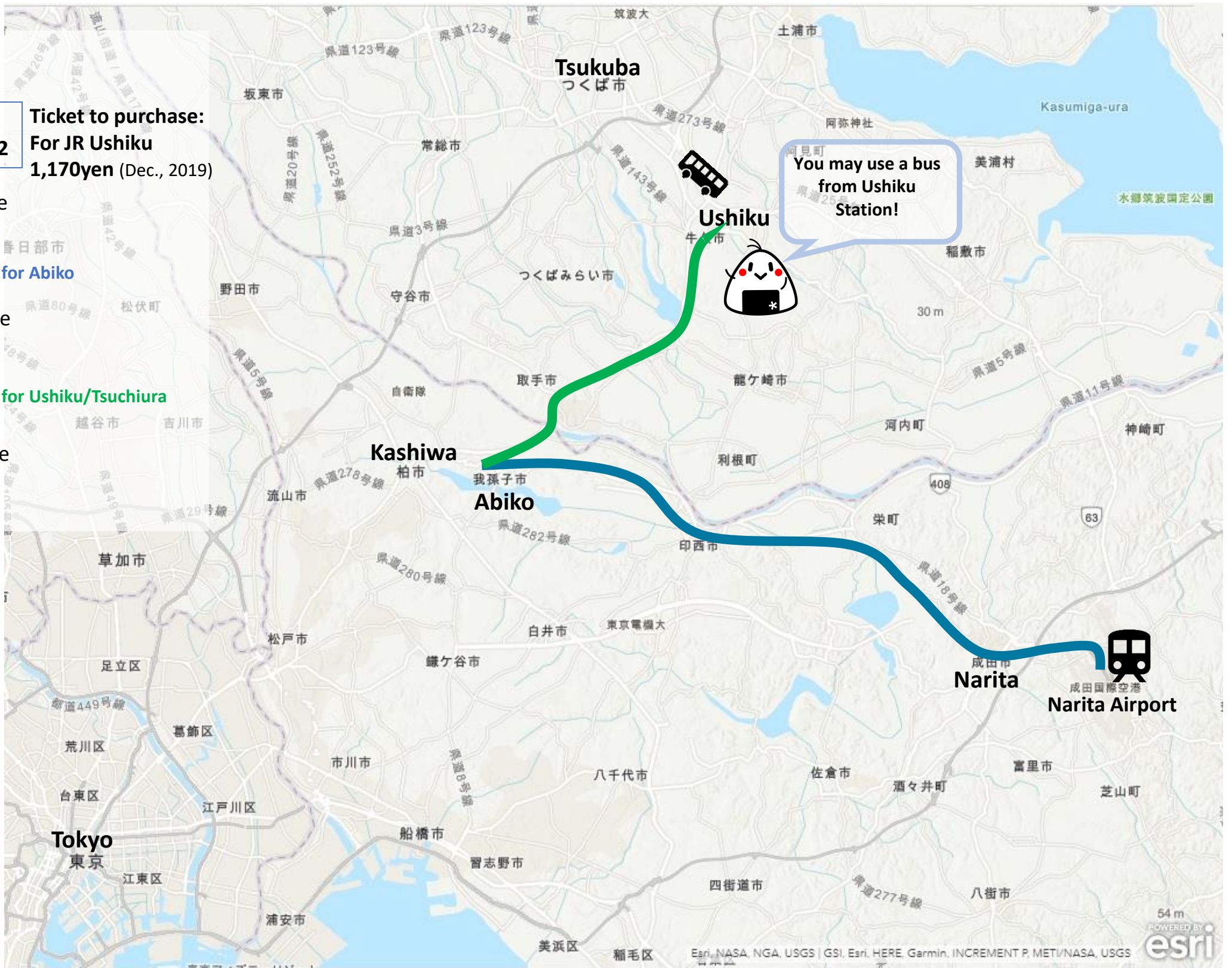
JR Narita Line

Abiko, JR

Transfer a train for Ushiku/Tsuchiura

JR Joban Line

Ushiku, JR



Narita Airport/Narita Terminal 2

Narita, JR



In general,  
the train arrives at Platform 3 or 4.



Get a train for Abiko  
at Platform 5 or 6.



Make sure that the train goes  
for Ueno or for Abiko.



Abiko, JR




Ushiku, JR



Go to West Exit and take a  
escalator on the right side.  
You will find Bus Stop #4 for  
Yatabe-Shako.



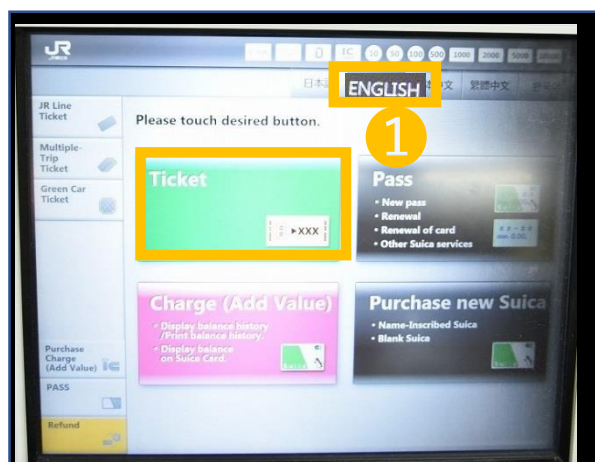
Transfer to  
Kantetsu-bus!



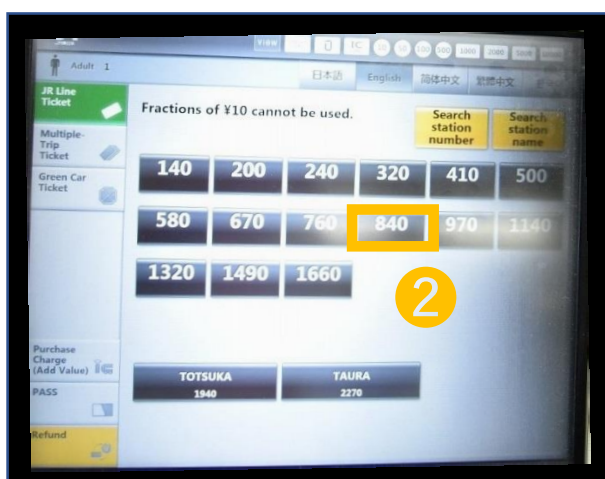




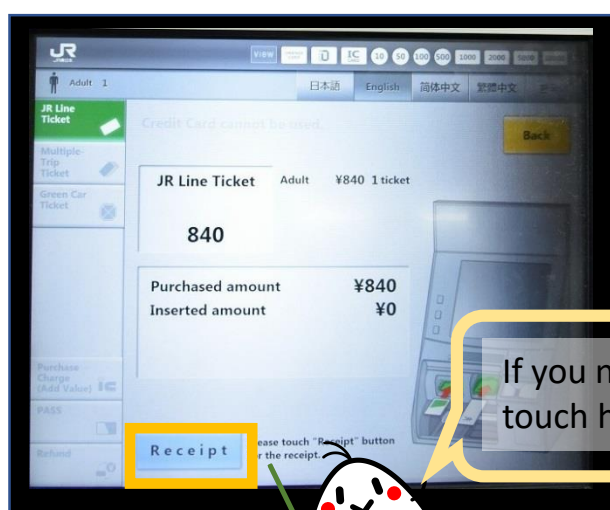
## How to purchase a JR ticket




- 1 Select available language and touch Ticket on the display.



- 2 Select and touch the amount up to the destination on the display.



If you need a receipt,  
touch here!



3 Put a bill or coins. Into these slots.



4 Here it is. Get your ticket.  
Don't forget the change.



It is a sample of Tobu ticket. It costs 860 yen from Narita Airport to JR Kashiwa (Dec.2019).



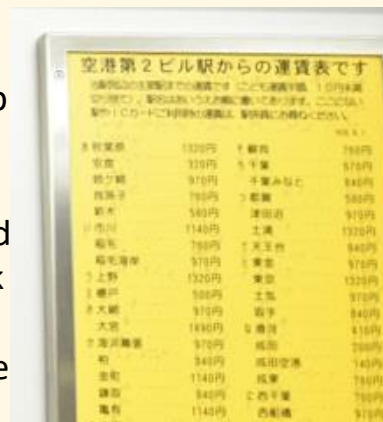
This is a typical ticket machine for Japan Railway (JR).



JR ticket machines at Narita Airport Station (up) and Airport Terminal 2 Station.



JR shows ticket fare for each destination on a map and a list near ticket machines, but ONLY in Japanese. When you need a help and instruction, ask JR ticket counter, *Midori no Madoguchi* close to the machine.



**JR Ticket purchasing:**

<https://www.jreast.co.jp/e/ticket/purchase.html>